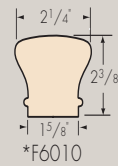


TRADITIONAL
POST-TO-POST

HANDRAILS



*F6010



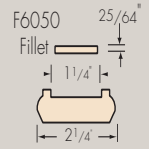
F6010-Plow
1-1/4" Plow
F6050 Fillet



F6010-BR
7-Piece
Bending Rail

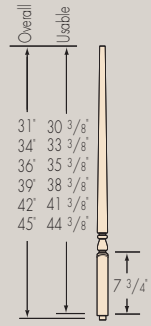


FP6015
Bending
Mould

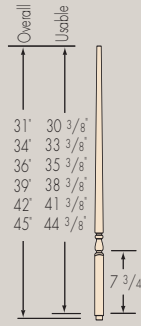


F6045
Shoe Rail

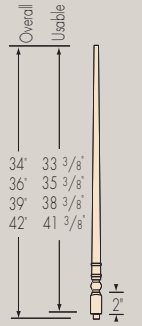
BALUSTERS



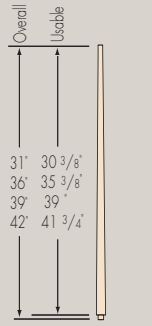
F5015
(1 1/4" taper top)
3/4" dia. x 5/8" pin



F5017
*(1 1/8" taper top)
3/4" dia. x 5/8" pin

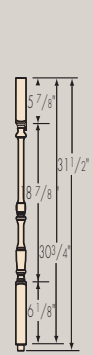


F5035
3/4" dia. x 5/8" pin

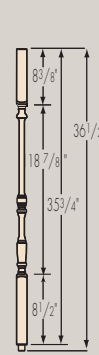


F5040
3/4" dia. x 5/8" pin

BALUSTERS



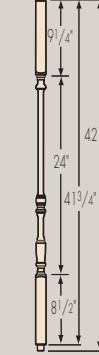
F5067-31
1-1/4" sq.
O.A. 31-1/2"
Usable 30-3/4"



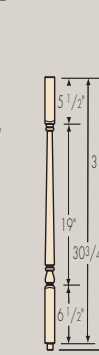
F5067-36
1-1/4" sq.
O.A. 36-1/2"
Usable 35-3/4"



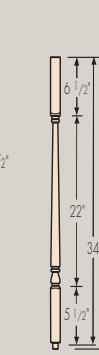
F5067-39
1-1/4" sq.
O.A. 39-1/2"
Usable 38-3/4"



F5067-42
1-1/4" sq.
O.A. 42-1/2"
Usable 41-3/4"



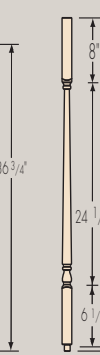
F5071-31
1-1/4" sq.
O.A. 31-3/4"
Usable 30-3/4"



F5071-34
1-1/4" sq.
O.A. 34-3/4"
Usable 34"



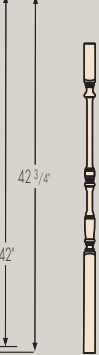
F5070-36
1-1/4" sq.
O.A. 36-3/4"
Usable 36"



F5070-39
1-1/4" sq.
O.A. 39-3/4"
Usable 39"



F5070-42
1-1/4" sq.
O.A. 40-3/4"
Usable 42"



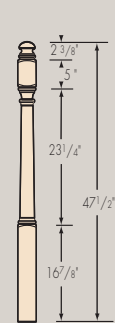
F5050-36
1-1/4" sq.
O.A. 36"



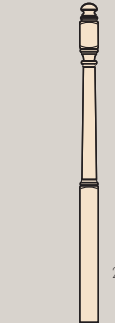
F5050-42
1-1/4" sq.
O.A. 42"

NEWELS

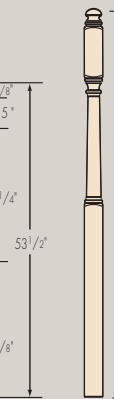
Two options available
Ball Top
Specify BT



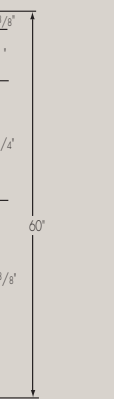
F4040



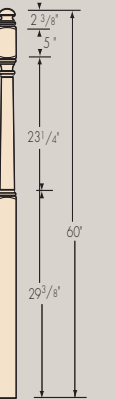
F4042



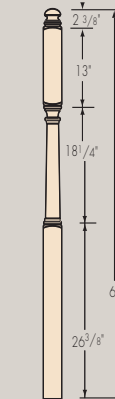
F4045



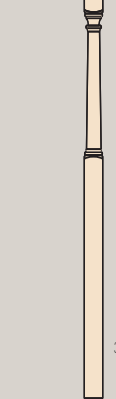
F4040-60



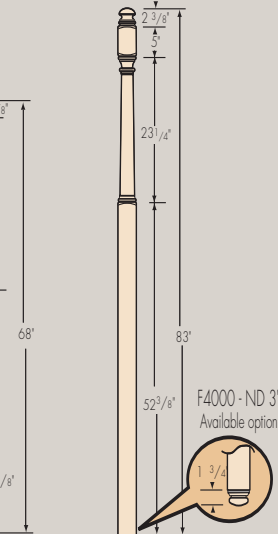
F4046



F4055



F4058



F4000-ND 3"
Available option