


Stairs are one of the most architecturally significant features of the home, and at the same time one of the most difficult features to design. For the novice or the beginner, there are several things to take into consideration when choosing the correct stair system for your home:

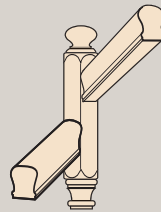
- Is the stair "Post-to-Post" or "Over-the-Post"?
- What species of wood match the consistency of the home?
- Are the stairs carpeted or bare wood?
- What turnings – newel, baluster and handrail profiles match the theme of the home?
- Most importantly – What are the local building codes regarding stairs in your area?

POST TO POST VS. OVER THE POST


POST-TO-POST STAIR – Handrail runs between a series of newels.



Starting Newel

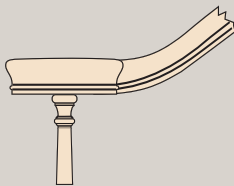


Transitional Newel  
Newel w/13" face block

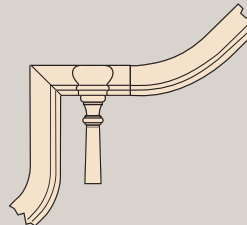


Landing Newel  
Newel w/10" face block

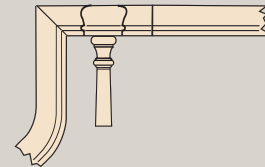
OVER-THE-POST STAIR – Handrail runs over a series of newels using a series of fittings. This design provides the aesthetic that the handrail is continuous.



Volute Newel  
Volute Fitting

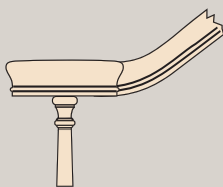


Landing Newel  
Gooseneck Fitting

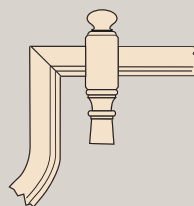


Landing Newel  
Gooseneck Fitting

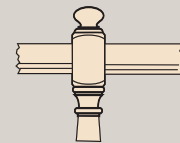
POST-TO-POST STAIR WITH FITTINGS – Handrail runs between a series of newels utilizing a gooseneck fitting compensate for transitions in rise.



Volute Newel  
Volute Fitting



Transitional Newel  
Gooseneck Fitting



Landing/Balcony  
Newel