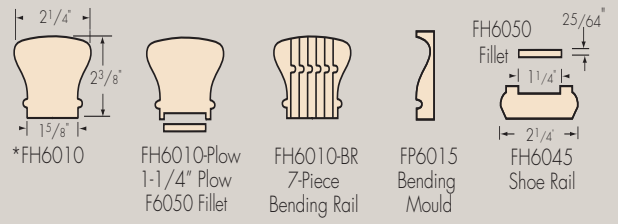


Traditional  
Over-the-Post

**HANDRAILS**



\*FH6010

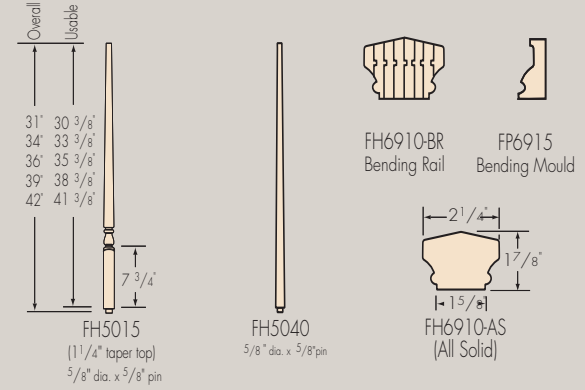
FH6010-Plow  
1-1/4" Plow  
F6050 Fillet

FH6010-BR  
7-Piece  
Bending Rail

FP6015  
Bending  
Mould

FH6050  
Fillet  
FH6045  
Shoe Rail

**BALUSTERS**



FH5015  
(1 1/4" taper top)  
5/8" dia. x 5/8" pin

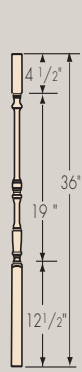
FH5040  
5/8" dia. x 5/8" pin

FH6910-BR  
Bending Rail

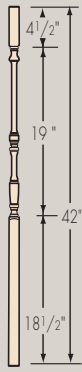
FP6915  
Bending Mould

FH6910-AS  
(All Solid)

**BALUSTERS**



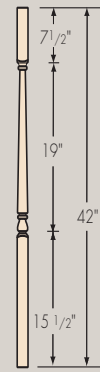
FH5050-36  
1-1/4" sq.  
O.A. 36"



FH5050-42  
1-1/4" sq.  
O.A. 42"

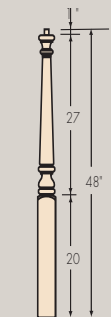


FH5070-36  
1-1/4" sq.  
O.A. 36"

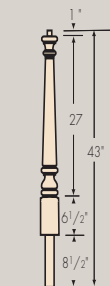


FH5070-42  
1-1/4" sq.  
O.A. 42"

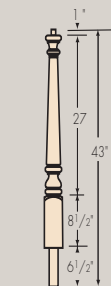
**NEWELS**



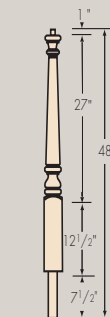
FH4010  
Starting Newel  
3 1/4" Sq.



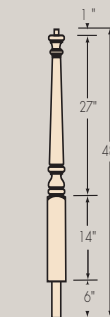
FH4011  
Starting Newel  
3 1/4" Sq.



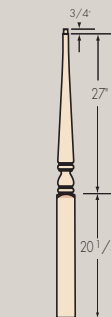
FH4012  
Starting Newel  
3 1/4" Sq.



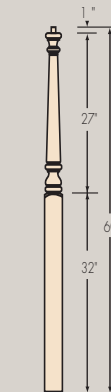
FH4013  
Volute Starting  
3 1/4" Sq.



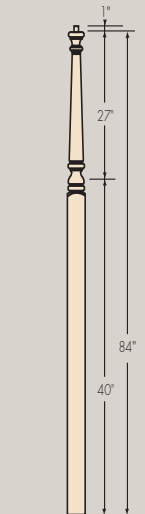
FH4014  
Turnout Starting  
3 1/4" Sq.



FH4020  
Intermediate Newel  
3 1/4" Sq.



FH4015  
Landing Newels  
3 1/4" Sq.



FH4018  
Landing Newels  
3 1/4" Sq.